

What to expect at the polls

When you arrive, Election Officers will be there to help you.

Check in:

Say or write your name and address.
Show your acceptable photo ID.

Get your ballot.

Check your ballot.

Does it include all contests for your district?

Go to the voting booth and vote your ballot.


If you are not on the voter list or if you didn't bring a photo ID, an election officer will direct you to vote provisionally.

Accessible voting

Before Election Day

Voters with a disability or illness can vote with an absentee ballot by mail or in person before Election Day. Go to vote.virginia.gov to learn more and request your absentee ballot.

On Election Day

 There are accessible voting systems at each polling place.

If you are 65 or older, or you have a physical disability, you can vote from your vehicle at the polling place on Election Day. Remember to bring a helper with you who can go in to request your curbside assistance.


Get help reading or writing from an election officer or your own helper.

How to mark a ballot

To vote on a paper ballot:




Make your selection by filling in the oval next to your choice(s).




When you're done, scan your ballot.

To vote on a touchscreen:



Make your selections on the screen.



Check your votes before you cast your ballot.

Voter rights

You cannot be denied the right to vote if you are legally qualified to do so.

You have the right to:

- Vote if you have been registered at your current address at least 22 days before Election Day.
- Ask any election officer for help.
- Be shown how to mark and cast your ballot.
- Ask for a new ballot if you want to change your vote before you cast it.
- A provisional ballot if you have no photo ID with you or your name doesn't appear on the voter list and you believe it should.
- Bring your small child into the voting booth.
- Vote if you are in line by 7:00pm when the polls close.