
Design Layouts

Vote-by-Mail Envelope Design for California

February 13, 2018

These InDesign files are provided as assistance in creating camera-ready layouts for your envelope styles.

As you work on the layout to fit your envelope size and structure:

- Re-wrap text as needed, or adjust the spacing but **do not stretch any of the elements, especially the images.**
- The font is Clearview ADA, available from Terminal Design: <http://www.terminaldesign.com/fonts/clearviewada-complete-family>
- If you substitute a different font, please adjust the text to the same apparent size.
- The Spanish is an uncorrected translation. Please check the translation and correct it as needed.

For more information about the layouts and the elements included on them,
please see the documentation on the project web page: <https://civicdesign.org/projects/vote-by-mail/>

For assistance or with questions:

hello@civicdesign.org

410-921-6811

COUNTY
SEAL

Vote by mail
Official ballot

Vota por correo
Balota oficial

Franklin County Elections Department
4321 Franklin Avenue
Franklin, CA 99999-1234

RETURN SERVICE REQUESTED

ELECTION MAIL LOGO



Voter's Choice Act

You choose when, where, and how to vote

Contact information



Franklin County Elections

4321 Franklin Avenue
Franklin, CA 99999



www.franklincounty.gov/elections



elections@franklincounty.gov



Information in English: 111-222-3333
Información en español: 111-222-4444
若需更多中文資訊: 111-222-5555

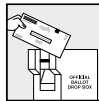


Fax: 111-222-6666



TTY: 1-222-555-1222

How to return your ballot



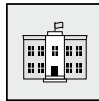
Drop Box

**Drop off your ballot at a secure drop box —
no postage required.**



Vote by Mail

Mail your ballot so it is postmarked by Election Day.



Vote Center

Vote at any vote center in the county.

**To find the Vote Center or Drop Box nearest you
www.yourcounty.gov/wheretovote**

Voter's Choice Act

*You choose when, where,
and how to vote*

La Ley de Opción del Votante

*Usted elige cuándo,
dónde y cómo votar*

Contact information

Información de contacto



Franklin County Elections

4321 Franklin Avenue
Franklin, CA 99999

Open Monday to Friday, 8am to 5pm

Abierto de lunes a viernes, 8am a 5pm



www.franklincounty.gov/elections



elections@franklincounty.gov



Information in English: 111-222-3333

Información en español: 111-222-4444

若需更多中文資訊: 111-222-5555

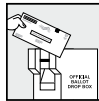


Fax: 111-222-6666



TTY: 1-222-555-1222

How to return your ballot / Cómo devolver su boleta



Drop Box

**Drop off your ballot at a secure drop box —
no postage required.**

Buzón

Entregue su boleta electoral en un buzón seguro —
no se requiere franqueo.

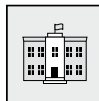


Vote by Mail

Mail your ballot so it is postmarked by Election Day.

Votar por Correo

Enviar por correo su boleta electoral para que sea sellada
el Día de Elecciones.



Vote Center

Vote at any vote center in the county.

Centro de Votación

Vote en cualquier centro de votación en el condado.

To find the Vote Center or Drop Box nearest you
www.yourcounty.gov/wheretovote

Para encontrar el Centro de Votación o Buzón más cercano a usted
www.yourcounty.gov/wheretovote